

Name: _____ Student #: _____

Print your name legibly in the spaces below.

Last name:	Version
First name:	
Student number:	

**BIO 2133 (Dr. Montpetit)
Midterm I – Feb. 1st, 2014
INDIVIDUAL (34 marks)
Duration: 40 minutes**

INSTRUCTIONS:

1. Clearly PRINT your name & student number on this page, and every other pages & the scantron. Bubble in your student number (correctly) on the scantron. Exams/scantrons without legible names & student numbers will not receive a grade.
2. On your scantron, please indicate the course code as **BIO2133AA**.
3. This test has 10 pages: 14 multiple choice (with one best answer per question, worth one mark each); 9 True or False statements, and 3 short answer question, worth 20 marks.
 - a. Answer all multiple-choice and true or false questions on the scantron. Make sure you fill in your answers on the scantron before the time for the test is up. You will NOT be given extra time to do so.
 - b. Answer short answer questions in the space provided in pencil or blue or black ink. Write legibly.
4. A non-programmable calculator is permitted. You may not use the calculator app on your cell phone. All other electronic devices are prohibited and must be stored in your bag!!! Anyone caught with an unauthorised electronic device will automatically obtain a "0".
5. This ENTIRE test package and scantron MUST be submitted to receive a grade.
6. Be sure to sign the sign-in sheet.
7. You must remain seated during the entire exam. When you are done your exam, remain quietly in your seat. When you hand in your exam package at the end of the individual exam session, please insert the scantron inside your exam packet.
8. Your cue card must be returned with your exam! No cue cards can be used in the group exam. You may not exchange cue cards and all cue cards not up to regulation will be confiscated.

Name: _____ Student #: _____

Part A: Please check that you have correctly bubbled your student number and course code on the scantron. Choose one answer for each question. (1 mark each)

		Second base of codon				
		U	C	A	G	
U	UUU	UCU	UAU	UGU	U	
	UUC	UCC	UAC	UGC	C	
	UUA	UCA	UAA	UGA	A	
	UUG	UCG	UAG	UGG	G	
C	CUU	CCU	CAU	CGU	U	
	CUC	CCC	CAC	CGC	C	
	CUA	CCA	CAA	CGA	A	
	CUG	CCG	CAG	CGG	G	
A	AUU	ACU	AAU	AGU	U	
	AUC	ACC	AAC	AGC	C	
	AUA	ACA	AAA	AGA	A	
	AUG	ACG	AAG	AGG	G	
G	GUU	GCU	GAU	GGU	U	
	GUC	GCC	GAC	GGC	C	
	GUA	GCA	GAA	GGA	A	
	GUG	GCG	GAG	GGG	G	

KEY

- Ala = alanine
- Arg = arginine
- Asn = asparagine
- Asp = aspartic acid
- Cys = cysteine
- Gln = glutamine
- Glu = glutamic acid
- Gly = glycine
- His = histidine
- Ile = isoleucine
- Leu = leucine
- Lys = lysine
- Met = methionine
- Phe = phenylalanine
- Pro = proline
- Ser = serine
- Thr = threonine
- Trp = tryptophan
- Tyr = tyrosine
- Val = valine

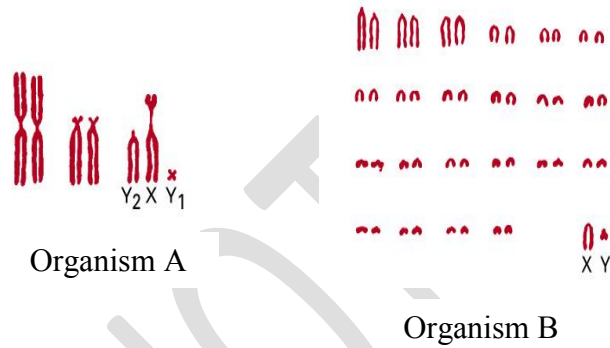
DOME

Name: _____ Student #: _____

1. Which of the following probes would hybridize to the following target sequence

5'....ATTCGACATT...3'

- A. 5'...ATTCGACATT....3'
 - B. 5'...TTACAGCTTA....3'
 - C.** 5'...AATGTCGAAT...3'
 - D. 5'...TAAGCTGTAA...3'
2. A colleague shows you the following karyotypes for two new recently discovered organisms. Which of the following predictions could you make?




- A. Organism A's genome likely contains more nucleotides than that of organism B.
- B. Organism B's genome likely contains more nucleotides than that of organism A.
- C. Organism B is likely a male; Organism A is not male.
- D.** You can't make any firm predictions on the nucleotide content nor gender.

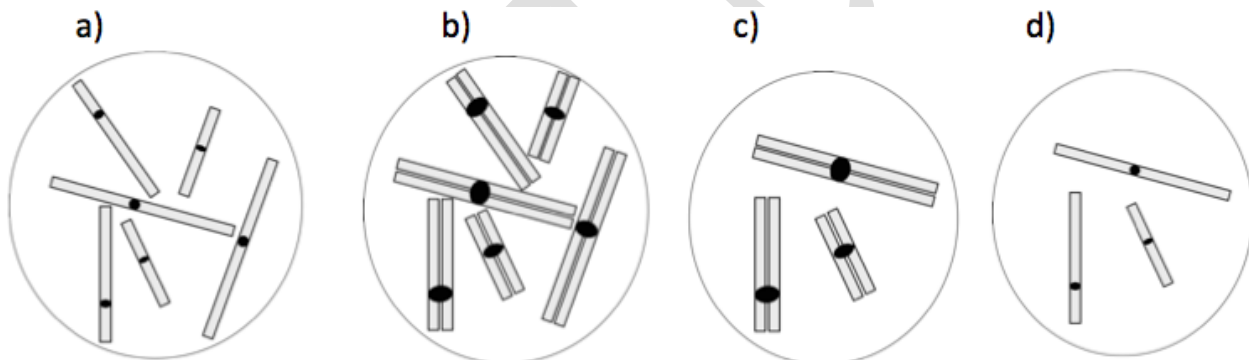
Name: _____ Student #: _____

3. On the right is a double strand DNA helix. Transcription is occurring and the mRNA transcript is represented by the arrow. Box B is the promoter segment. The arrow at the end of the mRNA indicates the direction of the transcription. The DNA sequence encoding the start codon for this gene is located in:

- A. Box A
- B. Box B
- C. Box C
- D. Note located anywhere



4. A certain cell is diploid and has a total of six chromosomes. If we pretend that its chromosomes remain condensed throughout the cell cycle, which of the diagrams below correctly represents the chromosomes of this cell before DNA replication. A



5. The object represented beside is composed of

- A. four single-stranded DNA molecules
- B. one double stranded DNA molecule
- C. two double-stranded DNA molecules
- D. two single-stranded DNA molecules



Name: _____ Student #: _____

6. What are the total number of potential nucleotide sequences (combinations) that can be produced from a mRNA molecule containing 8 nucleotides.
- A. About 32 combinations
 - B. About 4,000 combinations
 - C.** About 70,000 combinations
 - D. About 300,000 combinations
 - E. About 1 million combinations
7. The drug 5-bromouracil (5BU) is used to treat certain forms of cancer. This toxic compound is a base analog of thymine (T) and is incorporated into growing DNA chains. If 5BU is provided to a cancer cell entering the S (synthesis) phase, where will this drug be found in the chromosomes of newly formed daughter cells following mitosis?
- A.** All of the chromosomes inherited by all daughter cells would contain 5BU.
 - B. Only half of the chromosomes inherited by any given daughter cell would contain 5BU.
 - C. Only half of the daughter cells would have 5BU in all of their chromosomes.
 - D. Only half of the daughter cells would have no 5BU in their chromosomes.
 - E. Both C and D will be seen.
8. Suppose the gene DKN1 is over 2000kb (kilobases) in length; however, the mRNA produced by this gene is only about 14 kb long. What is likely the cause of this discrepancy?
- A.** The introns have been spliced out during mRNA processing and are not part of the mature mRNA.
 - B. The DNA represents a double-stranded structure, while the RNA is single stranded.
 - C. When the mRNA is produced, it is highly folded and therefore less long.
 - D. There are more amino acids coded for by the DNA than the mRNA.
 - E. The exons have been spliced out during mRNA processing and are not part of the mature mRNA.

Name: _____ Student #: _____

9. A woman with no mutations in her X chromosomes has a daughter with a man whose X chromosome has a mutation in the Xist gene. The Xist gene produces a protein that when functional causes the inactivation of that particular chromosome (the chromosome does not get repressed as in the case of the Barr body example). This man also has the X-linked recessive disorder, haemophilia, which impairs the ability to stop bleeding through blood clotting. What are the effects on their daughter in terms of the inactivation of an X chromosome and the daughter's phenotype?
- A. There is no effect; the daughter's phenotype is normal (she does not have haemophilia).
 - B. The paternal X chromosome is inactivated in all of the daughter's cells; she has a normal phenotype.
 - C. Both the maternal & the paternal X chromosomes remain active in all the daughter's cells; she does not have haemophilia.
 - D.** The maternal and paternal X chromosomes are randomly inactivated in the daughter's cells; she may have haemophilia if her maternal chromosome is inactivated in blood system cells.
 - E. The maternal X chromosome is inactivated in all of the daughter's cells; she therefore has haemophilia.
10. Assume that an mRNA molecule is synthesized using the following DNA template:
- 3'-CTTACATGGCATCC-5''
- See the genetic code table on page 2. The second codon (counting the start codon as the first codon) directs the incorporation of which amino acid in the polypeptide?
- A. Asparagine
 - B.** Tyrosine
 - C. Arginine
 - D. Proline

Name: _____ Student #: _____

11. Below are two DNA coding strand sequences. The 5' ATC encodes the "in-frame" start codon.

Hardeep's DNA sequence is: 5' ATG CGCTTA CCC TTA CTC CTA TAA 3'
 Karen's DNA sequence is: 5' ATG CGCTAA CCC TTA CTC CTA TAA 3'

Karen's mutation causes the premature termination of:

- A. Replication
 - B. Transcription
 - C. Translation
 - D. Both B and C
12. 13-deoxydanolidide is an antibiotic that binds to the E site of the ribosome. If 13-deoxydanolidide is added right before translation starts, which one of the statements is True?
- A. Translation would not happen.
 - B. Translation would not be affected.
 - C. The end product carries a 13-deoxydanolidide before the first amino acid Met.
 - D. The end product has 2 amino-acids.
13. Which of the following macromolecules is primarily responsible for the differences between a neuron and a muscle cell?
- A. Carbohydrates
 - B. DNA
 - C. Lipids
 - D. mRNA
 - E. Proteins
14. A plant is homozygous for a mutation in gene *Bfr* (for this gene, the locus on both homologous chromosomes have the mutation). This plant produces a normal Bfr protein in normal amounts. More detailed analysis reveals that the *Bfr* mRNA produced by this plant is two nucleotides shorter than wild type plants (the locus for this gene on both homologous chromosomes of the wild-type plant do not possess the mutation). Where is it most likely that the two base pair deletion occurred?
- A. Downstream of the stop codon in the last exon of gene *Bfr*.
 - B. In an intron of gene *Bfr* away from the splice sites
 - C. In the open reading frame of gene *Bfr*.
 - D. Within the promoter region of gene *Bfr*.

Name: _____ Student #: _____

PART B – SHORT ANSWERS

- ANSWER QUESTIONS 15 TO 23 ON THE SCANTRON.
- ANSWER QUESTIONS 24 AND 25 IN THE SPACE PROVIDED.
- Write/print clearly and neatly in the space provided.

True or False (1 mark each)

An analysis of cheek cell DNA from members of a family that are afflicted by a “given” genetic condition reveals that there are 52 chromosomes in total. Close inspection of their karyotype indicate that there are 3 sets of chromosome #2, 3 sets of chromosome #5, 3 sets of chromosome #17, and 3 extra sets of the X chromosome. Determine if the following statements are true (**T**) or false (**F**).

15. The individuals afflicted by this genetic condition are considered triploids.
 - a. True
 - b. False**
16. The banding patterns on the Q arm of chromosomes #2 and #17 should be the same.
 - a. True
 - b. False**
17. Afflicted females in this family would exhibit 3 Barr bodies (3 inactivated chromosomes).
 - a. True**
 - b. False

Determine if the following statements about gene expression are True or False

18. Both strands of a DNA molecule could serve as coding strands for the same gene.
 - a. True
 - b. False**
19. Posttranslational modification can result in the production of different functional proteins
 - a. True**
 - b. False
20. Different open reading frames can create overlapping genes that when expressed into proteins can produce variants of the protein and even different proteins.
 - a. True**
 - b. False

Determine if the following statements about genes, genomes and chromosomes are True or False.

21. Sister chromatids do not share the same set of DNA markers (e.g. VNTRs).
 - a. True
 - b. False**

Name: _____ Student #: _____

22. Multiple copies of the same gene can be found on different chromosomes.

- a. True
- b. False

23. Transcription regulatory elements of a given gene are only found upstream and close to the gene it regulates.

- a. True
- b. False

24. On February 15, 2012, Postmedia news published a report on a first study in nearly two decades showing that infertility is on the rise in Canada (measured by the proportion of Canadian couples who are having difficulty conceiving). The researchers didn't set out to discover why the numbers are increasing.

Based on the "exert" of the report described above, formulate two "genetic-related" research questions that could potentially form the basis of a research investigation to explain the rise of infertility. Write one research question/box (5 marks)

Name: _____ Student #: _____

25. Briefly explain what the following terms means. Where possible, include two solid pieces of information with a relevant example to which the term applies. **For this part, provide answers for 2 of the following 4 terms.** (Note: if you explain more than 3 terms, the first 3 will be evaluated). Each is worth **3 marks**.

Variable number of tandem repeats:

Homologous chromosomes:

Heterochromatin:

Transcription: