

Partie A:

```
>> X= [1 2 3;1 2 3;1 2 3]
```

```
X =
```

```
    1    2    3
    1    2    3
    1    2    3
```

```
>> Y= [1 2 3 4;1 2 3 4;1 2 3 4]
```

```
Y =
```

```
    1    2    3    4
    1    2    3    4
    1    2    3    4
```

```
>> Z= [1 2 3 4;1 2 3 4;1 2 3 4;1 2 3 4]
```

```
Z =
```

```
    1    2    3    4
    1    2    3    4
    1    2    3    4
    1    2    3    4
```

```
>>
```

```
    nom: 'Febronia Moawad'
   adresse: '3770 rue Windsor'
   numero: '438-994-2687'
```

```
>> s.adresse= '3770 rue Windsor'
```

```
s =
```

```
struct with fields:
```

```
    nom: 'Febronia Moawad'
   adresse: '3770 rue Windsor'
   numero: '438-994-2687'
```

```
>> s.numero='438-994-2687'
```

```
s =
```

```
struct with fields:
```

```
    nom: 'Febronia Moawad'
   adresse: '3770 rue Windsor'
   numero: '438-994-2687'
```

```
>>
```

```
>> s.nom= 'Febronia Moawad'
```

```
s =
```

```
struct with fields:
```

```
    nom: 'Febronia Moawad'
   adresse: '3770 rue Windsor'
   numero: '438-994-2687'
```

Partie B:

```

1 - A = 'Universite'
2 - B = ' d''
3 - C = 'Ottawa'
4 - D = strcat (A,B,C)
5

```

COMMAND WINDOW

```

A =

    'Universite'

B =

    ' d''

C =

    'Ottawa'

D =

    'Universite d'Ottawa'

```

```
>> T(3,2)
```

```
ans =
```

```
8
```

```
>> Y= [2 1 4;3 2 1;1 4 3]
```

```
Y =
```

```

     2     1     4
     3     2     1
     1     4     3

```

```
>> Z= [2 3 6;1 5 7;3 4 1]
```

```
Z =
```

```

     2     3     6
     1     5     7
     3     4     1

```

```
>>
```

```
>> T = Y+Z
```

```
T =
```

```

     4     4    10
     4     7     8
     4     8     4

```

```
>> U = Y-Z
```

```
U =
```

```

     0    -2    -2
     2    -3    -6
    -2     0     2

```

```
>> V = Y*Z
```

```
V =
```

```

    17    27    23
    11    23    33
    15    35    37

```

```
>> W= Y.*Z
```

```
W =
```

```

     4     /     8
     4     8     4

```

```
>> U = Y-Z
```

```
U =
```

```

     0    -2    -2
     2    -3    -6
    -2     0     2

```

```
>> V = Y*Z
```

```
V =
```

```

    17    27    23
    11    23    33
    15    35    37

```

```
>> W= Y.*Z
```

```
W =
```

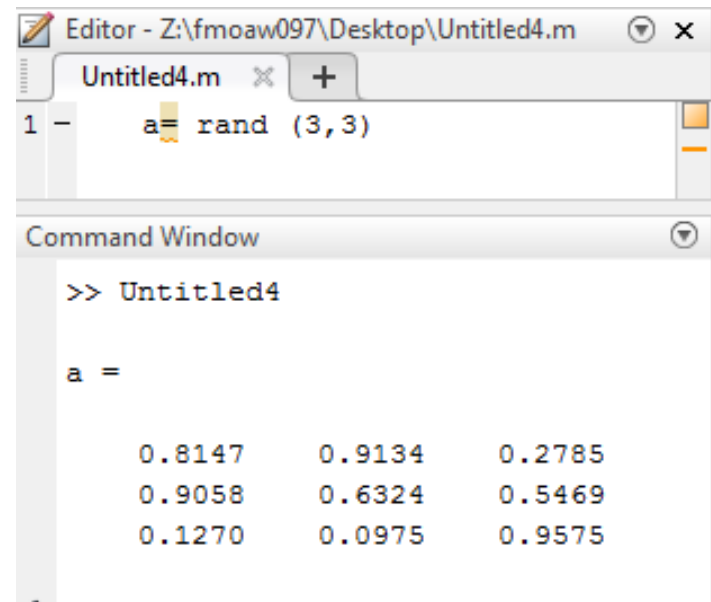
```

     4     3    24
     3    10     7
     3    16     3

```

```
>> |
```

Partie C:



The screenshot shows the MATLAB Editor window with a file named 'Untitled4.m' containing the code `a = rand(3,3)`. Below the editor is the Command Window, which shows the execution of the script. The output is a 3x3 matrix of random numbers.

```
Editor - Z:\fmoaw097\Desktop\Untitled4.m
Untitled4.m
1 - a = rand(3,3)

Command Window
>> Untitled4

a =

    0.8147    0.9134    0.2785
    0.9058    0.6324    0.5469
    0.1270    0.0975    0.9575
```

```
110
115
120
125
130
135
140
145
150
155
160
165
170
175
180
185
190
195
200
205

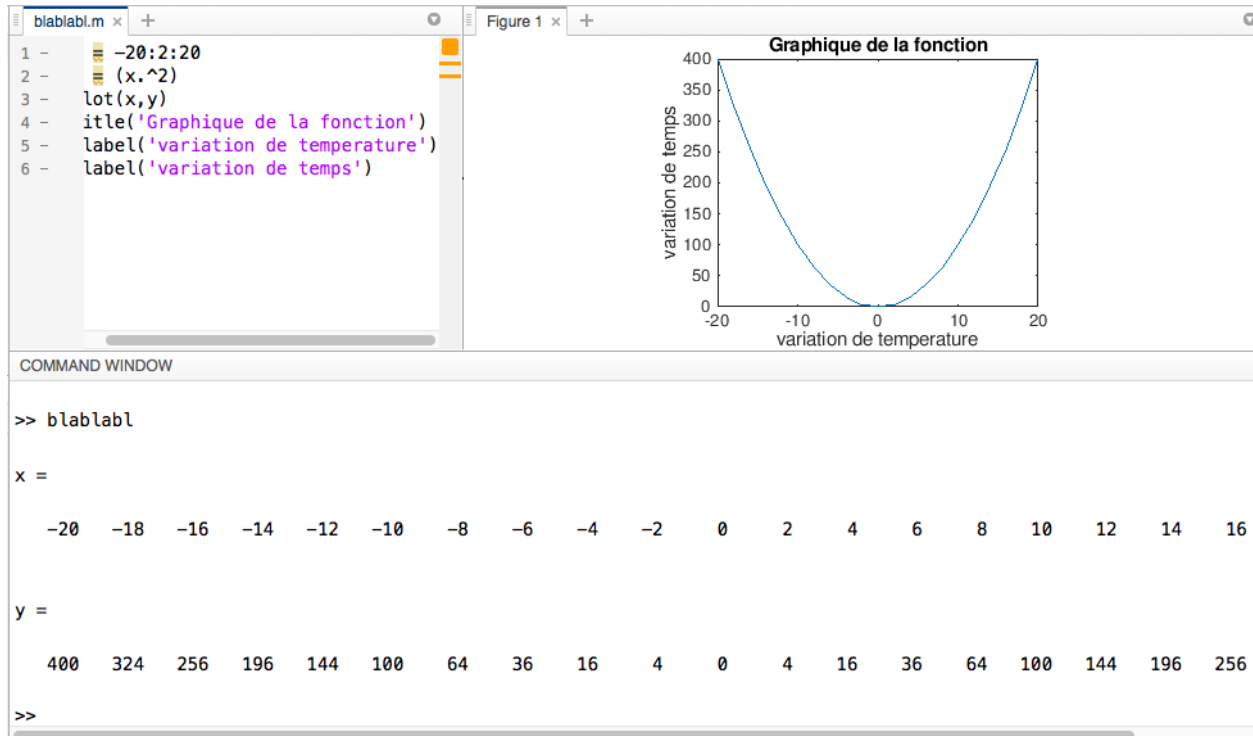
>> mean(Example_1)

ans =

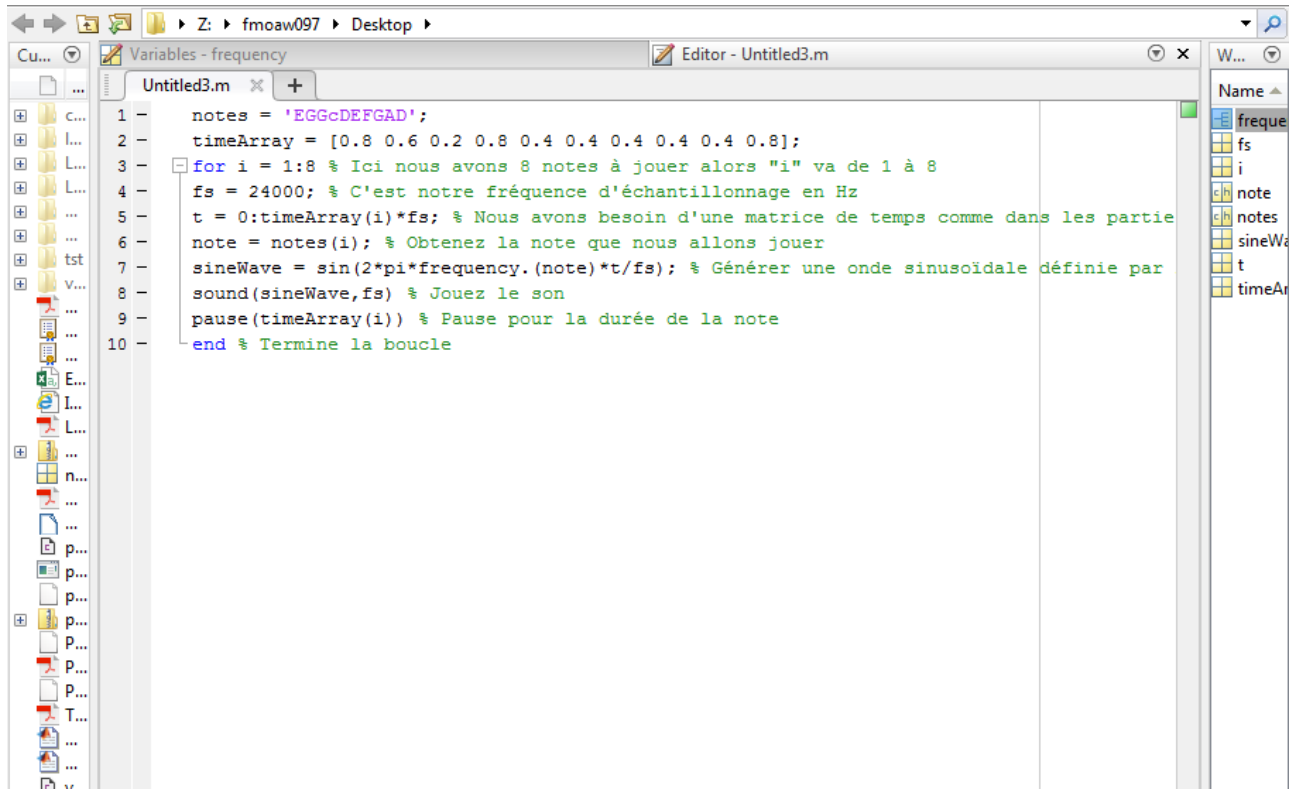
    107.5000

>> |
```

Partie D:



Partie E:



```
1 - notes = 'EGGcDEFGAD';
2 - timeArray = [0.8 0.6 0.2 0.8 0.4 0.4 0.4 0.4 0.4 0.8];
3 - for i = 1:8 % Ici nous avons 8 notes à jouer alors "i" va de 1 à 8
4 -     fs = 24000; % C'est notre fréquence d'échantillonnage en Hz
5 -     t = 0:timeArray(i)*fs; % Nous avons besoin d'une matrice de temps comme dans les partie
6 -     note = notes(i); % Obtenez la note que nous allons jouer
7 -     sineWave = sin(2*pi*frequency.(note)*t/fs); % Générer une onde sinusoïdale définie par
8 -     sound(sineWave,fs) % Jouez le son
9 -     pause(timeArray(i)) % Pause pour la durée de la note
10 - end % Termine la boucle
```

Variables - frequency

Name
freque
fs
i
note
notes
sineWa
t
timeAr

Partie F:

