

Introductory Biochemistry BIOC*2580
Final Examination
Winter 2011



Wednesday, April 20, 2011, 8:30 – 10:30 a.m.

PLEASE PRINT YOUR NAME HERE

SURNAME: _____

given NAME: _____

Student number: _____

Remember to enter your name and student number on the “scantron” card! (Your e-mail address is not required.)

Instructors: Dr. F.J. Sharom, Dr. E. P. Wijekoon

Time allotted = 2 hours (120 minutes).

Note: You are not allowed to leave during the last 15 minutes of the exam.

This is a closed-book exam: no notes or aids of any kind (other than a calculator with no stored information) may be consulted. This booklet has 13 pages, plus the metabolic chart, attached at the end.

Total marks for this paper = 100.

This examination determines **40%** of the final course grade.

Multiple-choice questions. 30 questions; 2 marks per question; 60 marks total; no marks will be deducted for incorrect answers. Use a soft pencil to mark your answers *on the test-scoring card.*

Written answer questions. 40 marks total. You can use either pen or pencil to answer the questions. **DO NOT USE RED PEN.**

(Do not write below this line)

1	2	3	4	5	6	7	8	Bonus	TOTAL
2	4.5	5	6	10	4	3.5	5	4	40

Name: _____

Student Number: _____

Multiple-choice questions. Two (2) marks each \times thirty (30) questions = 60 marks total.
For each question, choose the best answer from among the possible answers given. Enter your answers on the Scantron card.

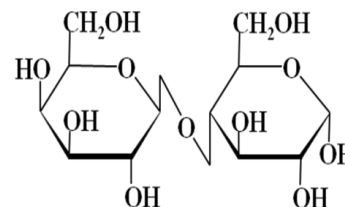
- Which of the following acids is not a saturated fatty acid?
 - Lauric.
 - Myristic.
 - Palmitic.
 - Linoleic.
- Which of the following fatty acids is likely to have the lowest melting temperature?
 - $\text{CH}_3(\text{CH}_2)_{18}\text{COOH}$.
 - $\text{CH}_3(\text{CH}_2)_{20}\text{COOH}$.
 - $\text{CH}_3(\text{CH}_2)_7\text{CH}=\text{CH}(\text{CH}_2)_7\text{COOH}$.
 - $\text{CH}_3(\text{CH}_2)_4\text{CH}=\text{CH}\text{CH}_2\text{CH}=\text{CH}(\text{CH}_2)_7\text{COOH}$.
- The complete hydrolysis of one mole of phosphatidylcholine yields the components glycerol, fatty acid, phosphate, and choline, in which of the following respective molar ratios?
 - 2 : 1 : 1 : 1
 - 1 : 2 : 1 : 1
 - 1 : 1 : 2 : 1
 - 1 : 2 : 1 : 2
- In cyclization of the sugar molecule (D-fructose) shown on the right, the O atom of the -OH group at C-5 acts as the nucleophile. Which of the carbon atoms (labeled 1-6) acts as the electrophile in this reaction?

 - 1
 - 2
 - 3
 - 4
 - 6
- In contrast to nucleic acids and polypeptides, many polysaccharides are highly branched. This is a reflection of the fact that....
 - monosaccharide building blocks themselves are branched.
 - monosaccharide building blocks have multiple anomeric carbon atoms.
 - monosaccharide building blocks have multiple -OH groups.
 - polysaccharides can be built from more than one type of monosaccharide building block.
 - unlike nucleic acids and polypeptides, polysaccharides are assembled by spontaneous chemical processes, without requirement for enzymatic catalysis.

Name: _____

Student Number: _____

6. The disaccharide lactose is shown at right. The sugar on the left is galactose and the sugar on the right is glucose. Lactose is best described as:

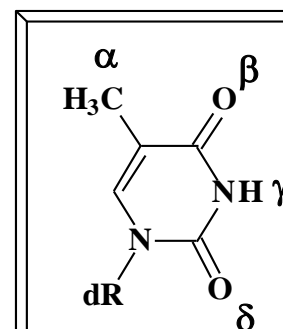


- a) Galactofuranosyl ($\beta 1 \rightarrow 3$) glucofuranose.
- b) Galactopyranosyl ($\alpha 1 \rightarrow 3$) gluopyranose.
- c) Galactofuranosyl ($\alpha 1 \rightarrow 4$) glucofuranose.
- d) Galactopyranosyl ($\beta 1 \rightarrow 4$) glucopyranose.

7. Deoxyribose (the sugar in DNA) differs from ribose (the sugar in RNA) by the absence of the hydroxyl group at position:

- a) 1
- b) 2
- c) 3
- d) 4
- e) 5

8. The structure of a thymidine residue of a DNA double helix is shown at right. dR indicates the position of the deoxyribose sugar. The Watson-Crick base-pairing hydrogen bonds to adenine would be found at the positions labelled at...



- a) α , β and γ .
- b) β and γ .
- c) β , γ and δ .
- d) α , β and δ .
- e) α and β .

9. Coenzyme A is....

- a) a thiol.
- b) derived from the vitamin pantothenic acid.
- c) an adenosine-containing cofactor.
- d) named for its role in acetylation reactions.
- e) all of the above are correct.

10. Consider that the following four compounds are completely oxidized to CO_2 .

(i) $\text{CH}_3\text{-CH}_3$ (ii) CH_3CHO (iii) $\text{CH}_3\text{CH}_2\text{OH}$ (iv) CH_3COOH

The relative quantities of free energy released under standard conditions are:

- a) (i)>(iii)>(ii)>(iv)
- b) (iv)>(ii)>(iii)>(i)
- c) (ii)>(iii)>(i)>(iv)
- d) (iii)>(ii)>(i)>(iv)

Name: _____

Student Number: _____

11. Within the cell, ATP exists mainly as a complex with:
- K^+
 - Cationic proteins
 - Ca^{+2}
 - Mg^{+2}
 - Fe^{+3}
12. Each of the following molecules (or classes of molecules) is transported across the inner mitochondrial membrane of a eukaryotic cell by a specific protein carrier, except:
- fatty acids.
 - pyruvate.
 - malate.
 - ATP.
 - NADH.
13. Which one of the following statements about redox reactions in biochemistry is **false**?
- O_2 is the strongest oxidant commonly encountered in biochemical processes.
 - Most biological oxidations involve reactions between an organic substrate and O_2 .
 - NADH is a stronger reducing agent than $FADH_2$.
 - Reduction reactions in anabolic metabolic pathways usually use NADPH, not NADH.
14. Which of the following tissues must always be supplied with a supply of glucose?
- brain and skeletal muscle.
 - erythrocytes and skeletal muscle.
 - brain and cardiac muscle.
 - brain and erythrocytes.
15. Acetyl CoA is supplied to the citric acid cycle by..
- glycolysis (via pyruvate).
 - beta oxidation of fatty acids.
 - amino acid degradation.
 - all three of the above processes.
 - glycolysis and beta oxidation, but not amino acid degradation.
16. According to the mechanism of ATP synthase catalysis proposed by Paul Boyer, the energy released by the proton motive force is used mainly to promote the.....
- binding of the alpha subunit to the beta subunit.
 - binding of ADP to the enzyme.
 - condensation of ADP with inorganic phosphate to form ATP.
 - release of ATP from the enzyme.
 - none of the above.

Name: _____

Student Number: _____

17. Oxidative phosphorylation and electron transport are said to be “coupled”. By this, we mean that, in the mitochondrion:
- neither process can occur without the other.
 - oxidative phosphorylation requires electron transport, but not vice versa.
 - electron transport requires oxidative phosphorylation, but not vice versa.
 - the same proteins catalyze both processes.
 - addition of chemical “uncouplers” stops both oxidative phosphorylation and electron transport.
18. The mechanism of rotation of the catalytic sites of the ATP synthase enzyme with respect to the inner mitochondrial membrane depends on the making/breaking of an ionic interaction (“salt bridge”) between positively and negatively charged functional groups found in the...
- c subunit and the phosphate head groups of the membrane phospholipids.
 - a and c subunits.
 - α and β subunits.
 - α and γ subunits.
 - ATP and ADP binding sites.
19. Inorganic fluoride ion (F^-) inhibits the enzyme enolase. In an anaerobic system that is metabolizing glucose as a substrate, which of the following compounds would you expect to accumulate, following addition of fluoride?
- glucose-6-phosphate.
 - phospho-enol-pyruvate.
 - pyruvate.
 - 2-phosphoglycerate.
 - glyceraldehyde.
20. Which statement fits the glycerol-3-phosphate shuttle most accurately?
- operates primarily in skeletal muscle and brain.
 - is responsible for transferring NADH reducing equivalents from the cytosol into the mitochondrial matrix.
 - results in production of 1.5 ATP for each NADH oxidized.
 - all of the above statements are correct.
21. Identify the *incorrect* answer. Coenzyme Q (ubiquinone):
- is small and hydrophobic and therefore easily diffuses within the inner mitochondrial membrane.
 - acts as a collection point for reducing equivalents from several different sources.
 - can accept either one or two electrons and therefore can act at the junction between a two electron donor and a one electron acceptor.
 - contains a tightly bound heme co-factor which acts as the redox active center in the molecule.

Name: _____

Student Number: _____

22. According to Peter Mitchell's chemiosmotic theory, electron transport in the respiratory chain is accompanied by transfer of protons across the inner mitochondrial membrane by the respiratory complexes. How many protons are translocated by complex IV?
- 4
 - 2
 - 0
 - 6
23. A molecule of acetyl CoA enters the Krebs cycle; the cycle proceeds until oxaloacetate is formed, but no further. The result is that,
- no CO_2 is produced, one GDP (or ADP) is converted to GTP (or ATP).
 - two molecules of CO_2 are produced, and there is net synthesis of one molecule of oxaloacetate.
 - two molecules of CO_2 are produced, three molecules of NAD^+ and one molecule of FAD are reduced, and one molecule of GDP (or ADP) is converted to GTP (or ATP).
 - no CO_2 is produced, two molecules of NAD^+ and one molecule of FAD are reduced, and one molecule of GDP (or ADP) is converted to GTP (or ATP).
 - no CO_2 is produced, three molecules of NAD^+ and one molecule of FAD are reduced, and one molecule of GDP (or ADP) is converted to GTP (or ATP).
24. The mechanism of the reaction catalyzed by the beta-oxidation enzyme enoyl-CoA hydratase is similar to that of the citric acid cycle enzyme ...
- malate dehydrogenase.
 - α -ketoglutarate dehydrogenase.
 - aconitase.
 - fumarase.
 - citrate synthase.
25. The majority of ATP is synthesized in the mitochondria while the majority of ATP usage occurs in the cytosol. Choose the **most appropriate answer** with regards to ATP transport across the inner mitochondrial membrane.
- ATP once formed in the mitochondrion will diffuse down its concentration gradient into the cytosol.
 - ATP will leave the mitochondrion in exchange for a molecule of ADP that comes into the mitochondrion through the adenine nucleotide translocase antiporter.
 - ATP will leave the mitochondrion along with an inorganic phosphate molecule through the phosphate translocase symporter.
 - ATP will cross the mitochondrial membrane by going through the F_o pore of ATP synthase.

Name: _____

Student Number: _____

26. Electron transport chains...

- a) allow the indirect oxidation of reduced cofactors by molecular oxygen, preventing an otherwise wasteful release of energy.
- b) are formed by arranging electron carriers in order of increasing reduction potential.
- c) conserve the energy of oxidation by generating a proton motive force across the inner mitochondrial membrane.
- d) all of the above statements are correct.

27. Experimental measurements of the chemical potential difference ($\Delta\mu$) and electrical potential difference ($\Delta\psi$) across the inner membrane of an intact mitochondrion show that ...

- a) only $\Delta\psi$ contributes significantly to the proton-motive force.
- b) only $\Delta\mu$ contributes significantly to the proton-motive force.
- c) both $\Delta\psi$ and $\Delta\mu$ contribute significantly to the proton-motive force.
- d) $\Delta\psi$ contributes to the proton-motive force, whereas $\Delta\mu$ reduces it.

28. Enzymes that catalyze reactions in which a phosphate group is transferred from ATP to a substrate are known as:

- a) synthases.
- b) ATPases.
- c) synthetases.
- d) phosphatases.
- e) kinases.

29. Which of the following statements about glucose is **false**?

- a) The concentration of glucose in the blood of a well-nourished human is about 5 mM.
- b) Glucose enters most human cells readily, by passive diffusion across the cell membrane.
- c) Upon entry into most cells, glucose is rapidly phosphorylated.
- d) Glucose can be catabolized under either aerobic or anaerobic conditions.

30. The acute toxicity of carbon monoxide (CO) to mammals is primarily caused by its ...

- a) binding to myoglobin.
- b) action as an uncoupler of oxidative phosphorylation.
- c) inhibition of the mitochondrial ATP synthase.
- d) inhibition of cytochrome oxidase.
- e) all of the above are correct.

Name: _____

Student Number: _____

Written-answer questions. Answer all questions. All answers should be written in this booklet. Please DO NOT use red pen.

1. Draw the complete structure of the nucleotide base guanine. (2 marks)

2. Adenosine triphosphate

i. Indicate two (2) reasons for the large and negative $\Delta G^{0'}$ associated with ATP hydrolysis. (1 mark each)

i.

ii.

ii. Some reactions are driven by the hydrolysis of ATP to ADP + P_i , whereas some others are driven by the hydrolysis of ATP to AMP + PP_i . Explain the advantage of the second form of hydrolysis over the first, if any. (2 marks)

iii. What is the chemical mechanism which allows ATP to drive energetically unfavourable reactions forward? (Naming the mechanism is adequate). (0.5 marks)

Name: _____

Student Number: _____

3. Choose the clue which best describes each term given in column 1. Write the letter corresponding to the correct term in the last column, next to each clue. (1 mark each)

<i>Term</i>	<i>Clue</i>	<i>Term</i>
A. Glycoside	The product of a reaction between an aldehyde and an alcohol	
B. Hemiacetal	Stereoisomer resulting from cyclization of a sugar	
C. Hemiketal	The product of a reaction between a ketone and an alcohol	
D. Anomer	A pair of sugars that are identical except for the chirality at one carbon atom	
E. Epimer	The product of condensation of an alcohol with the anomeric carbon of a sugar	

4. Match the enzyme with its catalytic mechanism. Write the letter corresponding to each enzyme in the last column, in front of the catalytic mechanism through which it works. (1 mark each)

<i>Enzyme</i>	<i>Catalytic mechanism</i>	<i>Enzyme</i>
A. Acyl CoA synthetase	Deprotonates the –SH group of CoA and steers it towards the electrophilic beta carbonyl carbon atom.	
B. Thiolase	Reversibly hydrates an alkene.	
C. Triose phosphate isomerase	A histidine residue at the active site accepts a phosphate to form a phosphoenzyme intermediate.	
D. Aconitase	Catalyzes the formation of an enzyme bound ene-diol intermediate.	
E. Citrate synthase	Catalyzes the formation of an acyl-adenylate intermediate.	
F. Succinyl CoA synthetase	Forms a C-C bond by employing carbon atoms as both the nucleophile and the electrophile.	

Name: _____

Student Number: _____

6. Answer the following questions in the space provided.
- Free palmitate is activated to its coenzyme A derivative in the cytosol before it can be oxidized in the mitochondria. If palmitate and radioactive [^{14}C] coenzyme A are added to a liver homogenate, palmitoyl-CoA isolated from the cytosolic fraction is radioactive, but that isolated from the mitochondrial fraction is not. Explain the reason for this. (2 marks)

 - Pyruvate kinase deficiency* (PKD) is a rare human genetic disease, affecting about one person in 20,000. Individuals with PKD have unusually low levels of lactate in their blood even after exercise. Briefly explain the reason for this. (2 marks)

7. Complete the table below to show the total yield of ATP from oxidation of one mole of stearoyl-CoA (18 carbon saturated fatty acid). (0.25 marks each)

Enzyme	Number and type of reduced cofactor	Number of ATP
acyl-CoA dehydrogenase		
β -hydroxyacyl-CoA dehydrogenase		
isocitrate dehydrogenase		
α -ketoglutarate dehydrogenase		
succinyl-CoA synthetase		
succinate dehydrogenase		
malate dehydrogenase		
Total number of ATP	-	

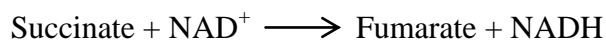


Did you remember to put your name and student number on the front page of this booklet *and* on the scantron sheet?

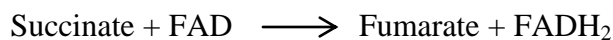
8. All of the dehydrogenases of glycolysis and the citric acid cycle use NAD^+ as the electron acceptor except succinate dehydrogenase, which uses covalently bound FAD. The E_0' values for NAD^+/NADH , covalently bound FAD/FADH_2 and fumarate/succinate are given below.



- i. Calculate $\Delta E_0'$ for the oxidation of succinate by NAD^+ . (2 marks)



- ii. Calculate $\Delta E_0'$ for the oxidation of succinate by covalently bound FAD. (2 marks)



- iii. Based on the values obtained in questions i and ii, explain why FAD is a more appropriate electron acceptor than NAD^+ in the dehydrogenation of succinate to fumarate. (1 mark)

Name: _____

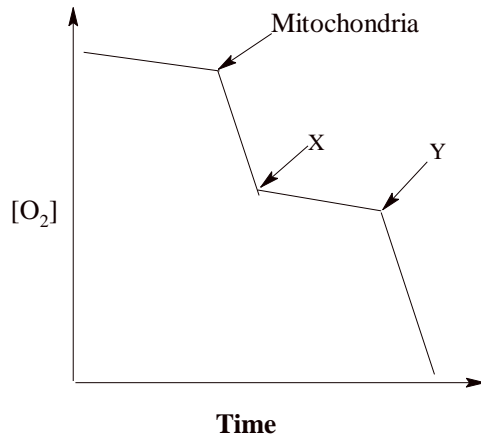
Student Number: _____

Bonus Question (4 marks)

Mitochondria from **Brown Adipose Tissue** are suspended in a buffered medium with succinate as the substrate. The oxygen consumption by these mitochondria is measured with an oxygen electrode apparatus. The following changes were observed in the oxygen consumption when mitochondria and the substances X and Y were added to the medium. Identify the nature of X and Y from the following list.

(Note that the substances are added consecutively, so that when "Y" is added "X" is still present in the medium)

- A. An uncoupler
- B. An inhibitor of succinate dehydrogenase
- C. An inhibitor of thermogenin
- D. An inhibitor of the electron transport chain
- E. An inhibitor of ATP synthase



X - _____

Y - _____