

Student name (Last, First): _____

Student number: _____


Instructions:

- Calculator permitted (Faculty approved or any other kind)
- Molecular model kits are permitted
- The exam will last 80 minutes (2:30pm-3:50pm)

Cellular phones, unauthorized electronic devices or course notes (unless an open-book exam) are not allowed during this exam. Phones and devices must be turned off and put away in your bag. Do not keep them in your possession, such as in your pockets. If caught with such a device or document, the following may occur: academic fraud allegations will be filed which may result in your obtaining a **0** (zero) for the exam.

By signing below, you acknowledge that you have ensured that you are complying with the above statement.

Sign here: _____



TRUE/FALSE SECTION

Point distribution: 3 pts per question for a total of 15 pts for the section. You receive 1 pt for correctly selecting true or false and 2pts for the explanation. If an explanation is not necessary, 3 pts is allocated to for correctly selecting true or false.

β -mercaptoethanol is used to oxidize disulfide bonds linkages in polypeptides.

Only L-amino acid enantiomers are used by cells.

In globular proteins, the majority of β -sheets prefer to be in a parallel orientation.

Trypsin will hydrolyze the peptide bond at the N-terminus of lysine and arginine residues in a protein.

The native folded state of any protein is usually not the lowest energy state possible for the protein.

MULTIPLE CHOICE SECTION**Point distribution: 3 pts per question for a total of 24 points.**

1. Give the following statements about protein folding:

- I. The ΔH becomes less negative for hydrogen bonding, VDW, and electrostatic interactions
- II. The $-T\Delta S$ contribution from the chain conformation energy becomes less positive
- III. The $-T\Delta S$ contribution from the hydrophobic effects becomes more negative
- IV. The Gibbs free energy becomes more negative

Which of the statement(s) above can be used to describe the impact of increasing the temperature on protein unfolding?

2. Given the following statements:

- I. The ΔH becomes more negative for hydrogen bonding, VDW, and electrostatic interactions
- II. The $-T\Delta S$ contribution from the chain conformation energy become more positive
- III. The $-T\Delta S$ contribution from the hydrophobic effects becomes less negative
- IV. The Gibbs free energy becomes more positive

Which of the statement(s) above can be used to describe the impact of extreme cold on protein unfolding?

3. Given the following statements:

- I. 3.6 amino acid residues per helical turn
- II. 4.4 amino acid residues per helical turn
- III. A pitch of approximately 5.4 Å
- IV. A pitch of approximately 6 Å

Which of the statement(s) above best describe the characteristics of an α -helical structure?

4. Given the following statements:

- I. The ribosome translocates along the mRNA molecule in the 3' to 5' direction
- II. The ribosome translocates along the mRNA molecule in the 5' to 3' direction
- III. The aminoacyl-tRNA binds to the A-site of the ribosome
- IV. There is a nucleophilic attack from A-site amino acid to the C-terminal amino acid in the P-site
- V. The growing peptidyl-tRNA is located in the A-site of the ribosome

Which of the statement(s) above best describes the process of protein translation?

5. Given the following statements:

- I. They generally exist as zwitterions at physiological pH
- II. They have a characteristic isoelectric point
- III. Each has three pKas
- IV. They can act as buffers
- V. Are all found in the L-form in cells

Which of the statement(s) above best describe the characteristics of the 20 proteogenic amino acids?

6. Given the following statements:

- I. All are strongly hydrophilic
- II. Histidine's ring structure results in its being categorized as aromatic or basic, depending on pH
- III. On a molar basis, tryptophan absorbs more ultraviolet light than tyrosine
- IV. The major contribution to the characteristic absorption of light at 280 nm by proteins is the phenylalanine R group
- V. The presence of a ring structure in its R group determines whether an amino acid is aromatic

Which of the statement(s) above do/does describe aromatic amino acids?

7. Given the following statements:

- I. Interactions occur when two or more bases are positioned with their rings anti-parallel to each other
- II. Interactions are hydrophilic in nature
- III. Involves the combination of van der Waals and dipole-dipole interactions between the bases
- IV. Helps to minimize contact of the bases with water
- V. Interactions are important in stabilizing the three-dimensional structure of nucleic acids

Which of the statement(s) above are not true about base stacking when nucleic acids are in a double-stranded conformation?

8. Osmosis is the movement of a:

- a. Charged solute molecule (ion) across a membrane
- b. Gas molecule across a membrane
- c. Non-polar solute molecule across a membrane
- d. Polar solute molecule across a membrane
- e. Water molecule cross a membrane

SHORT ANSWER QUESTIONS

Total points: 16

9. (2 pts) How many protein fragments will be generated if trypsin is used to hydrolyze the polypeptide below:

GPR|GTILAGYTCUGTNQVR|AGLMFWHDKPEDGTLAVYFMLPHTNQCUGMLIFYWRHSTTNQ

Answer: 4

10. (2 pts) What amino acid is principally found at the $i + 2$ position on a type II β -turn?

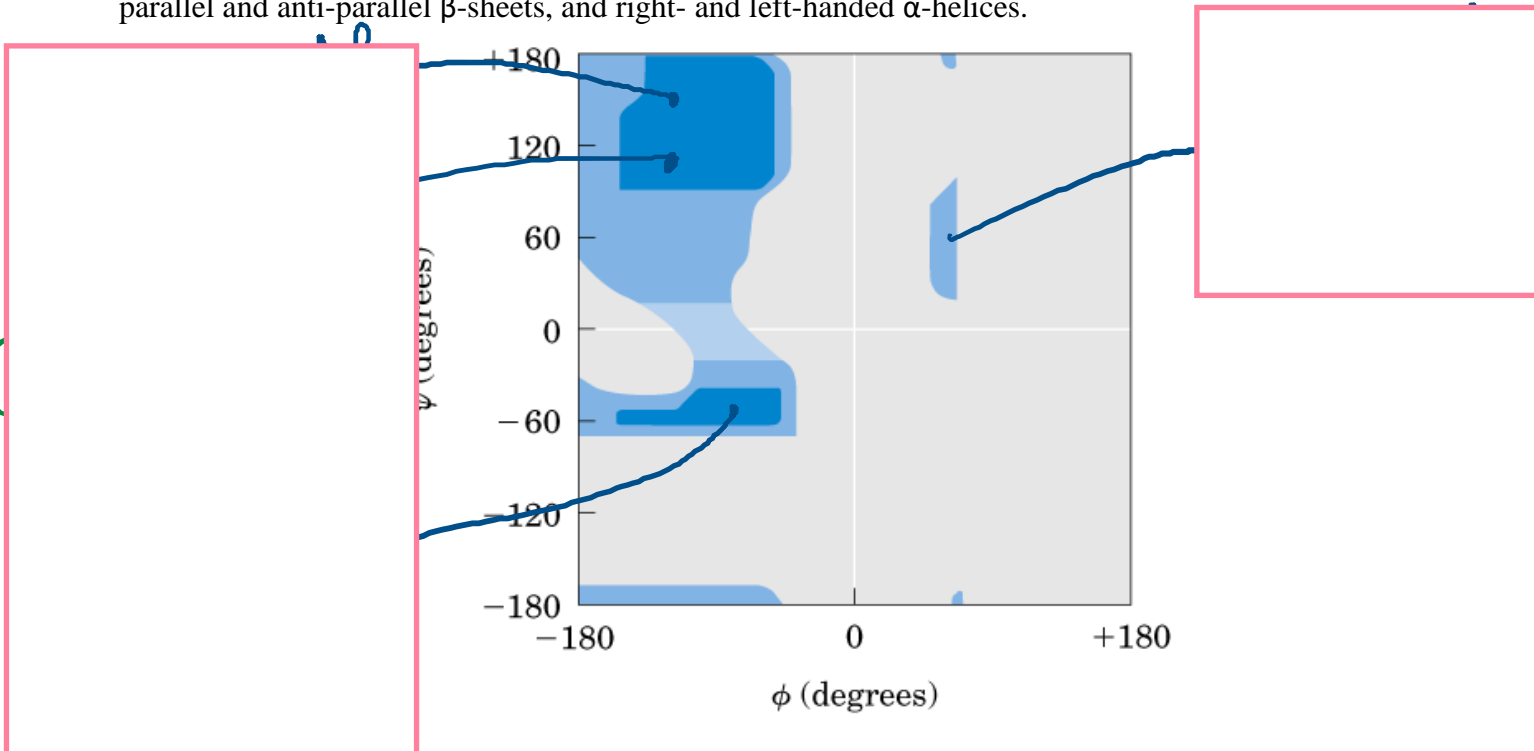
11. (2 pts) Helical interactions between two alpha helices are stabilized by what two forces/interactions?

12. (2 pts) What chromatographic method separates proteins based on their size?

13. (2 pts) What is the side chain pKa of C?

14. (2 pts) What metals are used in metal-exchange chromatography? Include their charge state.

15. (4 pts) On the Ramachandran plot below, indicate the regions that represent the phi and psi angles for parallel and anti-parallel β -sheets, and right- and left-handed α -helices.



LONG ANSWER QUESTIONS

16. (20 pts; partial marks are allocated) Draw all the aliphatic & aromatic non-polar amino acids, assuming they are found at biological pH (Be sure to draw the structures in an orientation that displays their Cahn-Ingold-Prelog configuration). In addition, for each amino acid include the (a) three-letter code, (b) one-letter code, and (c) side-chain pKa value (if relevant).

Point allocation:

- 0.5 pt/structure = 5 pts
- R/S configuration = 3 pts (-1.5 pts if one structure is incorrect)
- Side-chain pKa for tyrosine = 2 pts
- 3 letter-code (0.5pts/structure) = 5 pts
- 1 letter-code (0.5pt/structure) = 5 pts
- Total points : 20pts

✗ if student draws A.A.s that are polar and/or charged, remove 0.5 pts/structure

okay if structures are:


17. (25 pts, partial marks are allocated) Given the sense DNA sequence below:

*strand must be read
left → right.*

ACACGATTATACAGAGAT

Using the codon table, draw the polypeptide that would be formed by the DNA strand above, given that mRNA is the intermediate biomolecule that is read by ribosomes (ensure that the amino acids are in their correct Cahn-Ingold-Prelog orientation) and assume that the polypeptide is in a solution with pH 10.5. Indicate (a) the single-letter code underneath each drawn amino acid in the polypeptide, the (b) pKa of the side chain (if relevant), and (c) the specific chromatographic method that could be used to purify this peptide given the pH above

- Properly identified the amino acids from the codon table? 3pts
- Converted the sense DNA strand to mRNA? 3 pts
- Linked together the polypeptide? 2pt/amino acid = 12pts (wrong R/S no R/S: -8 pts) (not linked in a polypeptide? -12 pts) (drawn in Fischer projection? -8 pts)
- Single letter code for each amino acids? 0.5pts/amino acid = 3 pts
- Overall charge on the polypeptide given pH 10.5? 1 pt
- Chromatography method? 1pt
- Side-chain pKa values indicated? 2 pts
- Total points: 25



		Second letter				
		U	C	A	G	
First letter	U	UUU } Phe UUC } UUA } Leu UUG }	UCU } UCC } Ser UCA } UCG }	UAU } Tyr UAC } UAA Stop UAG Stop	UGU } Cys UGC } UGA Stop UGG Trp	U C A G
	C	CUU } CUC } Leu CUA } CUG }	CCU } CCC } Pro CCA } CCG }	CAU } His CAC } CAA } Gln CAG }	CGU } CGC } Arg CGA } CGG }	U C A G
	A	AUU } AUC } Ile AUA } AUG Met	ACU } ACC } Thr ACA } ACG }	AAU } Asn AAC } AAA } Lys AAG }	AGU } Ser AGC } AGA } Arg AGG }	U C A G
	G	GUU } GUC } Val GUA } GUG }	GCU } GCC } Ala GCA } GCG }	GAU } Asp GAC } GAA } Glu GAG }	GGU } GGC } Gly GGA } GGG }	U C A G

Third letter

