

Issued: 22 September 2016

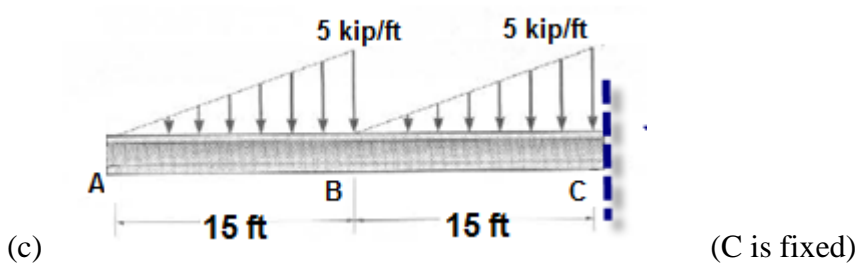
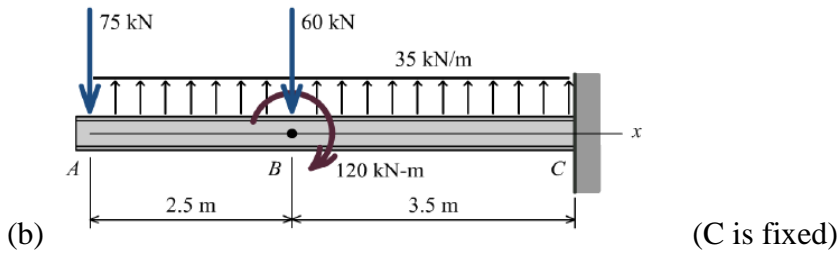
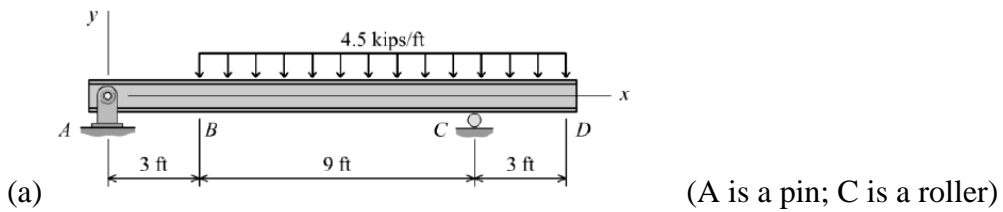
Due: 03 October 2016 @ 4 pm

T.A: Yasamin Nazari (yrafi048@uottawa.ca)

Marking: marked out of 20 marks

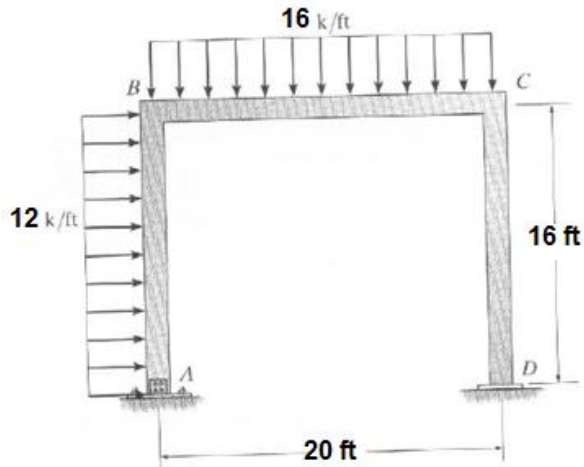
PART 1 (12 marks)

Draw the shear (V) and Moment (M) diagrams for the following beams:



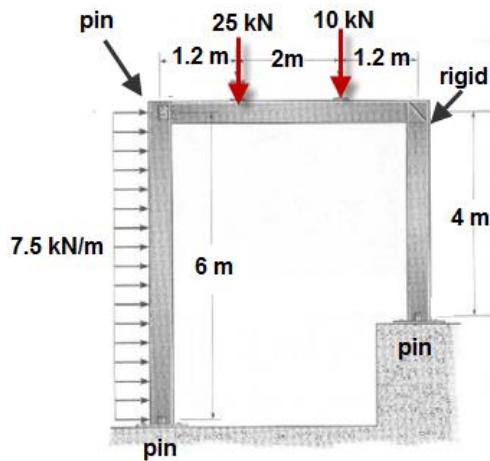
PART 2 (8 marks)

Draw the shear (V) and Moment (M) diagrams for the following frames:



(a)

(A is a pin; D is a roller)



(b)

* **Hint:** to solve the reactions analyze the left side column first...