

**Concordia University  
Department of Economics**

**ECON 201 – INTRODUCTION TO MICROECONOMICS  
Winter 2013**

**COMMON FINAL EXAMINATION VERSION 1**

**FIRST NAME:** \_\_\_\_\_ **LAST NAME:** \_\_\_\_\_

**STUDENT NUMBER:** \_\_\_\_\_

**Please read all instructions carefully.**

1. The exam consists of two parts.
  - (i) Part I: 35 multiple-choice questions (35 marks);
  - (ii) Part II: Choose 5 out of 6 long questions (65 marks).
2. Write your name, student ID and answers for the multiple-choice questions on the computer scan-sheet with a **pencil**. Please, also write the **version** of the exam on the computer scan-sheet. For Part II, write all your answers on this exam. Do not use additional booklets.
3. You are allowed to use a non-programmable calculator and a paper dictionary, provided that they are approved by the invigilator(s). You may use either pen or pencil to provide your answers for Part II.
4. You are not allowed to tear any pages out of this exam.

**Grades:**

Part I: \_\_\_\_\_

Part II: \_\_\_\_\_

Total: \_\_\_\_\_

**Part I: Multiple Choice Questions. Write your answers on the computer sheet in PENCIL (Total=35 marks).**

1. Amy is thinking about going to the movies tonight. A ticket costs \$7 and she will have to cancel her baby-sitting job that pays \$30. The cost of seeing the movie is therefore:
  - a. \$7.
  - b. \$30.
  - c. \$37.**
  - d. \$37 minus the benefit of seeing the movie.
2. All the following conditions will cause an outward shift of the production possibilities frontier except:
  - a. an improvement in the overall technology of production.
  - b. existing factors of production become more productive.
  - c. the quantity of the factors of production increases.
  - d. previously unemployed factors of production are put back to work.**

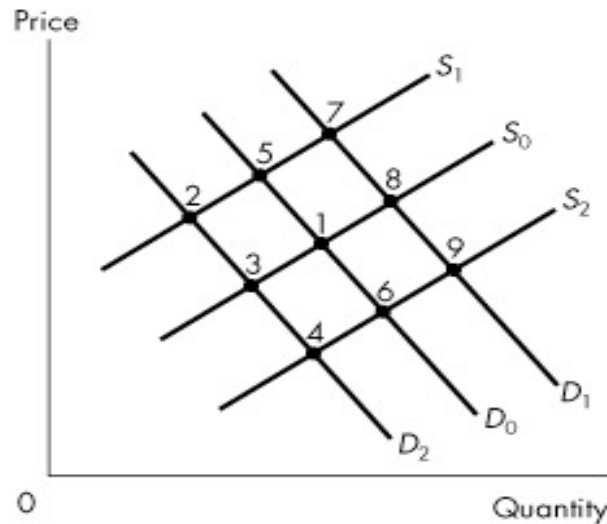
*This production possibilities schedule shows how many combines and tractors can be produced in Canada and US with one unit of equivalent resources.*

**Table 1**

	Combines	Tractors
Canada	4	4
US	2	6

3. Refer to Table 1. Without trade, both countries divided their resources equally between the production of tractors and combines. Suppose that each country specializes according to its comparative advantage. Compared to the case without trade, the production of tractors will increase by \_\_\_\_\_ units and the production of combines will increase by \_\_\_\_\_ units due to the specialization and trade.
  - a. 1;1.**
  - b. 1;2.
  - c. 2;1.
  - d. 2;2.
4. Normative economics reflect:
  - a. society's laws.
  - b. economic analysis based on facts and evidence.
  - c. empirical and significant economic observations.
  - d. value judgements.**
5. Time series data:
  - a. are used very infrequently in economic analysis.
  - b. measure different variables for different economic units at a point in time.
  - c. measure a given variable for different economic units at a point in time.
  - d. measure a variable or variables at different points in time.**
6. If the nominal annual wage of a worker has increased from \$30,000 to \$50,000 during a five year interval, and the consumer price index has risen from a value of 130 to 150 for the same period, then the real wage increase of the worker is approximately:
  - a. 0%.
  - b. 15%.
  - c. 44%.**
  - d. 67%.
7. Assume that spinach is a normal good. Assume further that medical research has proven that eating spinach will reduce the risks of cancer. Due to economic recession:
  - a. there will be a leftward shift of the demand curve.
  - b. there will be a rightward shift of the demand curve.
  - c. the demand curve may remain the same or may shift to the right or may shift to the left.**
  - d. there will be lower price of spinach.

Figure 1



8. Figure 1 represents the market for laptops and the original equilibrium is at 1. If the price of desktops decreases and the cost of producing laptops increases, what is the new laptop equilibrium, *ceteris paribus*?
- 2.
  - 4.
  - 7.
  - 9.
9. Nancy's income has just risen from \$950 per week to \$1,050 per week. As a result, she decides to double the number of movies she attends each week. Nancy's demand for movies is
- income elastic.
  - price elastic.
  - price inelastic.
  - income inelastic.
10. Suppose the per-unit tax on cars decreased. If the demand for cars is inelastic and the supply curve is upward sloping then this will cause tax revenue to \_\_\_\_.
- rise.
  - fall.
  - stay constant.
  - rise if the supply elasticity is less than one and fall if the supply elasticity is greater than one.

Table 2

	Price of Jolt	Price of Coke	Income level	Coke Sales
2008	\$1 /can	\$2 /can	\$30,000	10,000 cases
2009	\$2 /can	\$2 /can	\$30,000	15,000 cases
2010	\$2 / can	\$3 / can	\$30,000	10,000 cases
2011	\$2 / can	\$3 /can	\$40,000	12,000 cases

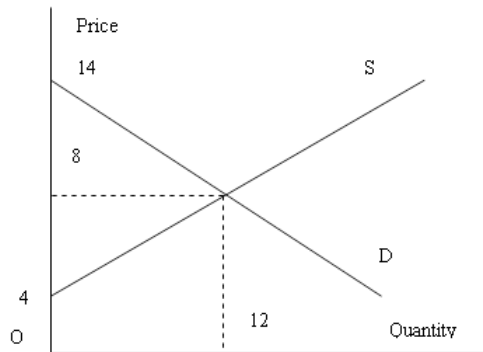
11. Refer to Table 2. The arc cross-price elasticity of demand for Coke with respect to the price of Jolt is \_\_\_\_.
- 0.6.
  - 1.7.
  - 1.7.
  - 0.6.
12. Firms will bear a larger burden of a specific tax if
- demand is relatively inelastic and supply is relatively elastic.
  - demand is relatively elastic and supply is relatively inelastic.
  - both demand and supply are relatively inelastic.
  - the tax is collected by firms rather than remitted directly to the government by consumers.
13. The deadweight loss from taxation in the absence of externalities can be determined by
- subtracting the competitive level producer surplus from the producer surplus associated with less output.
  - subtracting the consumer surplus from the producer surplus associated with less output.

- c. summing the consumer and producer surplus associated with less output.
- d. summing the change in the total consumer and producer surplus, and the change in government revenue, from moving from the competitive level of output to less output.**

14. In a free market, goods with positive externalities will:
- a. be overproduced in the market place.
  - b. have the marginal valuation of the externality reflected in their price.
  - c. be produced to the point at which the marginal social benefit equals the marginal social cost of the last unit produced.
  - d. be under-produced at the market equilibrium.**

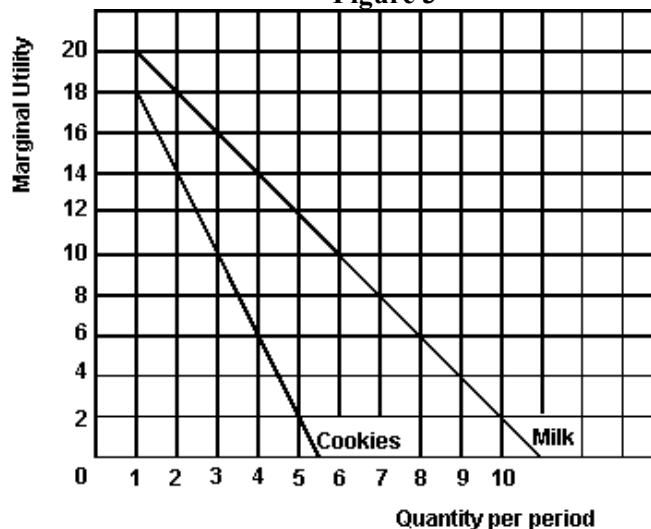
Figure 2

Figure 5.2



15. In Figure 2, the dollar value of the total economic surplus is:
- a. 24.
  - b. 36.
  - c. 48.
  - d. 60.**
16. Suppose that Yuri buys soy milk and oranges and has not yet exhausted his budget. His MU of an additional carton of soy milk is 20 and its price is \$1.25, whereas his MU for an additional orange costing 50 cents is 7. From this situation, we can deduce that he should:
- a. buy more oranges.
  - b. reduce his consumption of soy milk.
  - c. buy more soy milk.**
  - d. divide his budget equally between soy milk and oranges.

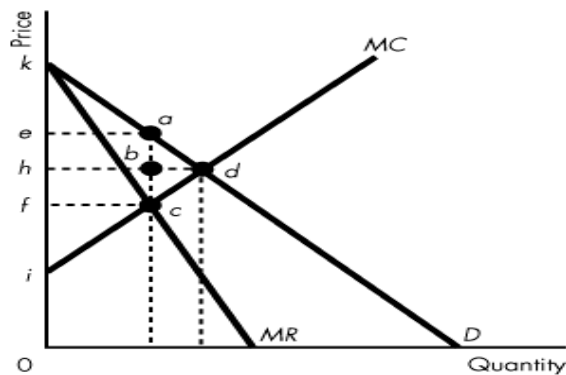
Figure 3



17. Referring to Figure 3, if the price of milk is \$2, the price of cookies is \$1 and the budget is \$7, how many will be purchased if the consumer wishes to maximize total utility.
- 0 milk and 7 cookies.
  - 1 milk and 5 cookies.
  - 2 milk and 3 cookies.**
  - 3 milk and 1 cookie.
18. A demand curve slopes downward because
- since the marginal utility increases with increased consumption, people will be eager to buy more at lower prices.
  - since the marginal utility decreases with increased consumption, the price must fall in order to induce people to buy more.**
  - since total utility increases with increased consumption, a lower price is necessary to encourage increased production.
  - lower prices mean a lower consumer surplus which will encourage increased consumption.
19. If you are a risk-averse person and have the chance to play a game where the odds of winning \$2.00 are 20% and the odds of losing \$1.00 are 80%:
- you will be willing to play the game because of the even odds.
  - you will be willing to play the game because this is a fair gamble.
  - you may or may not play the game, depending on how you balance the love of risk with the probability of loss on average.
  - you will not play the game as it is not a favorable one.**
20. It is frequently difficult to buy natural disaster insurance because:
- the insurance companies are unfair to people living in areas which are natural disaster prone.
  - the individual risks are not independent.**
  - insurance companies do not like to do business with risk averse people.
  - the individual risks are independent.
21. A fair coin is to be tossed. If it lands heads up, the player wins \$2; if it lands tails up, the player loses \$2. Out of the three following people:
- Person A is indifferent between playing and not playing the game.
  - Person B is willing to pay 15 cents to participate in each coin toss.
  - Person C must be paid 10 cents to participate in each coin toss.
- Which person characterizes a risk-averse individual?
- person A only.
  - person B only.
  - person C only.**
  - none of the persons.
22. It is almost always the case that initial plant size expansion leads to a decrease in cost. This is due to:
- technological improvement.
  - increase in capital stock.
  - economies of scale.**
  - none of the above.
23. Which of the following statements about the relationship between marginal product and average product is correct?
- when average product exceeds marginal product, marginal product must be rising.
  - when marginal product is falling, average product is falling.
  - average product equals marginal product at marginal product's lowest point.
  - when marginal product exceeds average product, average product must be rising.**
24. Assuming marginal product increases at the initial level of production and starts to decrease eventually after reaching its peak implies:
- average variable cost curve increases initially then reaches a peak and after that starts to decline.
  - average variable cost curve initially declines, reaches a minimum and then will steadily rise up.**
  - average cost curve pattern has nothing to do with marginal cost curve.
  - both B and C are correct.
25. A perfectly competitive firm, assuming all fixed cost to be sunk cost, will produce output in the short run even if  $P < ATC$  because
- as long as  $P \geq MC$ , it can minimize its losses.

- b. **as long as  $P \geq AVC_{min}$ , it can minimize its losses.**
  - c. profits are positive.
  - d. none of the above.
26. If firms enter a competitive industry, the
- a. the new firms make negative profit.
  - b. **industry supply curve shifts outward.**
  - c. output of the industry decreases.
  - d. profits of the old firms stay the same.
27. Excess capacity in monopolistically competitive firms is caused by
- a. The fact that rival firms enter the industry and reduce the demand for the products of the firms already in the industry.
  - b. Cost curves being higher than they are under perfect competition.
  - c. The waste associated with many slightly differentiated products serving almost the same purpose.
  - d. **The fact that each firm faces a demand that is not perfectly elastic.**
28. When average total cost is falling, marginal cost must be
- a. above average cost.
  - b. **below average cost.**
  - c. constant.
  - d. below variable cost.
29. If a profit-maximizing firm's marginal revenue is greater than its marginal cost, the firm
- a. must be making an economic/supernormal profit.
  - b. **will increase its output.**
  - c. must be experiencing economic losses.
  - d. will close down.
30. In the short run, a monopolist with a loss, along with marginal revenue of \$15, and marginal cost of \$10, should
- a. Expand output and raise price.
  - b. **Expand output and cut price.**
  - c. Cut output and raise price.
  - d. Cut output and price.

Figure 4



31. Consider Figure 4. If the industry is operated by a single-price monopolist, what area is producer surplus?
- a. kea.
  - b. **ieac.**
  - c. khd.
  - d. none of the above.
32. Once a cartel determines the profit-maximizing price,
- a. **each member will face the temptation to cheat on the cartel price in order to increase its sales and profits.**
  - b. changes in the output of any member firms will have no impact on the market price.
  - c. entry into the industry of rival firms will have no impact on the profit of the cartel.
  - d. all members of the cartel have a strong incentive to abide by the agreed-upon price.
33. Suppose that the typical firm in a monopolistically competitive industry earns an economic/supernormal profit and new firms enter. This causes:

- a. the firm's demand curve to shift to the right.
- b. the industry demand curve to shift to the left.
- c. the firm's demand curve to shift to the left.**
- d. none of the above.

**Table 3**

		Firm B strategy	
		Low	High
Firm A strategy	Low	600, 600	300, 800
	High	800, 300	400, 400

Table 3 describes the profits accruing to each firm in a game. The first figure in any box is firm A's profit, and the second is firm B's profit. High and low refer to the strategy of having a high or low advertising budget.

34. Referring to Table 3 above, which of the following statements is correct if B and A reach a secret agreement between themselves concerning advertising budgets and this agreement holds because neither cheats?
- a. Both will have a low advertising budget and both will earn profits of \$600.**
  - b. Both will have a low advertising budget and both will earn profits of \$400.
  - c. Both will have a high advertising budget and B will earn a profit of \$300 and A will earn a profit of \$800.
  - d. None of the above.

**Table 4**

	France (euros)	Germany (euros)
Wine	10	20
Generator	10,000	30,000

35. Referring to Table 4 above, which defines the cost of producing wine and generators per unit in France and Germany, we can conclude:
- a. France has a comparative advantage in wine and Germany has a comparative advantage in generators.
  - b. Germany has a comparative advantage in wine and France has a comparative advantage in generators.**
  - c. Germany has a comparative advantage in both goods.
  - d. None of the above statements are true.

**Part II: Answer FIVE of the following SIX questions. If more than five questions are answered, only the first five attempted will be marked (Total=65 marks).**

**Question # 1 (13 marks)**

Consider the labor market in Quebec. If W (wage rate) is the price of labor (dollars per hour) and L is the quantity of labor (measured in hours worked). Suppose that the demand and supply curves for labor are given by:

Demand:  $W = 15 - L$

Supply:  $W = 5 + L$

- (i) Suppose there are no interventions in the labor market. Find the equilibrium W and L, consumer and producer surplus, the total income of the workers. Also calculate the point price elasticity of demand at equilibrium. (3 marks).

**$L=5, W=10, \text{workers total income}=5*10=50, C.S=0.5*5*5=12.5, P.S=0.5*5*5=12.5.$**   
 **$\text{Price elasticity of demand}=-1*10/5=-2$**

- (ii) Now suppose the government decides to have a "price support program" with a minimum wage set at  $W = \$ 12$  per hour and promises to buy any excess supply of labor services. Find the new quantity of labor traded on the market, the wage paid by employers, the wage received by workers and the quantity of labor services the government would be buying. (3 marks).

**$\text{Quantity of labor traded on the market}=15-12=3$**   
 **$\text{wage paid by employers}=12$**

**the wage received by workers=12**

**quantity of labor services the government would be buying=7-3=4**

- (iii) Given this policy of price control, find the new consumer surplus, producer surplus, the cost to the government and the deadweight loss. (3 marks).

**C.S=0.5\*3\*3=4.5**

**P.S=0.5\*7\*7=24.5**

**Cost to gov=12\*4=48**

**DWL=48-0.5\*4\*2=44 (assuming government hires workers for non-productive use). DWL will be 4 otherwise. Give at least one mark for attempting this question and full marks for obtaining anyone of the two values for DWL.**

- (iv) Suppose, instead, the government decides to have a “government subsidy program” with a guaranteed (or target) wage of  $W = \$12$ . Find the amount of the subsidy per unit of labor required such that the total income of workers is the same as under the price floor (minimum wage). Also find how much the employers pay per unit of labor and the total cost to the government. (4 marks).

**Subsidy=12-(15-7)=4**

**Wage paid by employers = 15-7=8**

**Total cost to gov=4\*7=28**

### Question #2 (13 marks)

Suppose the prices of hamburger (H) and coke (C) are  $P_H = \$2$  and  $P_C = \$1$ , and we observe the consumer to purchase exactly two hamburgers and one coke every day.

- (i) Graph the resulting budget constraint on a diagram (hamburger on the vertical axis and coke on the horizontal axis), with intercepts clearly marked, explaining how you arrive at the answers. What is the consumer’s total income? (3 marks).

**I=2\*2+1\*1=5**

**Vertical intercept=I/ P<sub>H</sub>=5/2=2.5**

**Horizontal intercept=I/ P<sub>C</sub>=5/1=5**

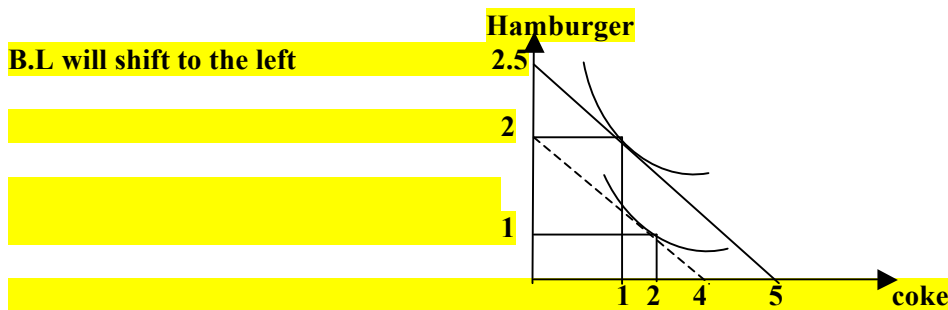
- (ii) Calculate the slope of the budget line and explain what it stands for. If the MU from coke consumption at the chosen bundle is equal to 50, find the MU obtained from consuming hamburger. (3 marks).

**Slope B.L = - P<sub>C</sub> / P<sub>H</sub> = -0.5. It means that to get one more extra unit of coke the consumer must give up 0.5 units of burger. MU<sub>HAMBURGER</sub> = 2\*50=100**

- (iii) Now suppose the government imposes a 25% ad valorem tax on coke so its price rises to 1.25. Illustrate graphically and explain what happens to the MRS and the quantity consumed of coke, if coke is a normal good. (3 marks).

**New P<sub>coke</sub> = 1.25 , B.L rotates inward and becomes steeper. MRS= new slope of B.L=1.25/2=0.625  
So MRS will increase. The quantity consumed of coke decreases.**

- (iv) Instead of the tax in (iii), assume now that the consumer experienced a drop in income to \$4 per day. Illustrate the new budget constraint and the new optimal bundle on a diagram, assuming that the new quantity consumed of hamburgers is 1 burger. Specify whether hamburgers are a normal/inferior good. (4 marks).



**Hamburgers are a Normal good.**

**Question #3 (13 marks)**

In a competitive market the supply and demand functions are given by:

$$P = 1 + Q/400 \text{ and } P = 21 - Q/100.$$

- (i) Solve for the equilibrium price and quantity in the marketplace. (2 marks)

$$P = 5, Q = 1600$$

- (ii) Now let's look at a representative firm in this competitive industry. It has a marginal cost curve given by  $MC = 1 + q/4$  and it has an average total cost curve given by  $ATC = 2/q + 1 + q/8$ . This is a regular U-shaped ATC curve. There is no difference here between the long run and short run. Calculate the break-even level of output (where the ATC is at a minimum). (3 marks)

$$q = 4$$

- (iii) Draw the ATC and MC curves on a diagram. (2 marks)

**MC is linear and positively sloped and ATC is U shaped**

- (iv) Now use the price you got in part (i) and determine the output level of each of these representative firms using the profit maximizing rule for choice of output. (3 marks)

$$q = 16$$

- (v) Once you have determined how much each firm produces, using the result from part (i) calculate how many firms there must be in the industry. (3 marks)

$$Q = 100$$

**Question #4 (13 marks)**

A monopolist faces a demand curve defined by  $P = 100 - 1Q$ . He has a marginal cost curve defined by  $MC = 4$  and an average total cost defined by  $ATC = 4 + 48/Q$

- (i) Determine his profit-maximizing output and price. (4 marks)

$$Q = 48, P = 52$$

- (ii) Illustrate graphically his MC and ATC curves. (2 marks)

**MC is constant; ATC slopes downwards indefinitely towards the MC curve value**

- (iii) Illustrate on a diagram, and compute numerically the deadweight loss (DWL) associated with not producing at the efficient output (where  $MC = P$ ). (3 marks)

**Efficient Q is such that  $P = MC$ , i.e.  $Q^* = 96$ ;  $DWL = 0.5 * 48 * 48 = 1152$ .**

- (iv) If the monopolist produced at the efficient output and sold that output in the marketplace, what is the numerical value of the profit or loss per unit of output? (4 marks)

**$ATC = 4 + 48/96 = 4.5$ ; and price = 4 therefore loss is one half dollar per unit.**

### Question #5 (13 marks)

Consider a market with the following demand:  $P = 172 - 3Q^d$

On the production side, we know that Marginal Revenue is  $MR = 172 - 6Q^d$ , and the Production Costs are given by  $MC = ATC = 10$  for all output levels.

- (i) Find the equilibrium price, quantity and profit for a monopolist (3 marks).

**Ans:  $MR = MC$ , so  $Q = 27$ ,  $P = 91$ ,  $\pi = 2187$ .**

- (ii) Suppose there are two firms A and B and each firm produces output  $Q_1$  and  $Q_2$ , respectively. In the duopoly game, each firm sets its quantity as follows:

Firm A:  $Q_1 = (27 - Q_2)/2$

Firm B:  $Q_2 = (27 - Q_1)/2$

Assume both firms have the same cost functions as before, and therefore are identical firms. Assume that if the firms collude, they jointly behave as a monopolist. Notice that  $Q_1 + Q_2 = Q^d$ , and  $P_1 = P_2 = P$ .

- (a) Find  $Q_1 = Q_2$  for each firm in the absence of collusion (1 mark).

**Ans:  $Q_1 = Q_2 = 18$**

- (b) Find  $P_1 = P_2 = P$  for each firm (1 mark).

**Ans: 64, make sure you put in  $Q_1 + Q_2$  to find the P.**

- (c) Find  $\pi_1 = \pi_2$  for each firm (1 mark).

**Ans:  $\pi = 972$  for each firm.**

- (iii) Compare their individual profits under (ii), part (c) with the  $\pi$  under collusion. Should they collude or not? Explain (3 marks).

**Ans: If they compete with each other, each earns \$972. If they cooperate and split the monopoly profits (by cutting back output), then they split \$2187, which would yield them \$1093.5, hence incentives to collude. Collusion means both firms collectively behave as one firm, i.e., as a joint monopolist. Use your results from (i).**

- (iv) Would you expect these firms to be able to collude and behave like a monopolist, given that explicit written contracts to cut output and raise prices are illegal in Canada? Use the quantity setting equations to show that the firms have an incentive to cheat (2 marks)

**Ans:  $Q_1 = 27 - (27/2)/2 = (3 * 27)/4 > 27/2$  so the reaction is to cheat, and they eventually go back to each producing 18 units.**

- (v) Suppose now that the market is in a state of perfect competition. Find the competitive price, the quantity produced by a firm in competition, and the profits. (2 marks)

**Ans:  $P = MC$  so  $P = 10$ ,  $Q = 54$ ,  $\pi = 0$ .**

### Question #6 (13 marks)

Suppose that both Tom and Sara like to grow tomatoes and green peppers in their backyards. In a 30-day month, Tom can grow in his backyard either 80 tomatoes and 0 peppers or 0 tomatoes and 40 peppers or any other combination lying

on the line between these two points. In the same amount of time, Sara can grow in her backyard either 40 tomatoes and 0 peppers or 0 tomatoes and 8 peppers or any other combination lying on the line between these two points.

- (i) No trade: Assume that Tom and Sara both spend half of their time to produce tomatoes and the other half of their time to produce peppers. How many tomatoes and peppers can each consume? Draw two separate graphs for their PPFs, with tomatoes (T) on the vertical axis and peppers (P) on the horizontal axis (3 marks).

**Ans: Tom consumes (40T, 20P), while Sara consumes (20T, 4P).**

- (ii) If they start trading with each other, what should Tom sell and what should Sara sell? Explain by calculating the opportunity costs of producing peppers and tomatoes for Tom and Sara, respectively (3 marks).

**Ans: Tom should sell peppers, while Sara should sell tomatoes. This is because Tom has a lower OC than Sara in producing peppers (Tom  $\rightarrow 1P=2T$ ; Sara  $\rightarrow 1P=5T$ ), while Sara has a lower OC in producing tomatoes (Tom  $\rightarrow 1T=0.5P$ ; Sara  $\rightarrow 1T=0.2P$ ).**

- (iii) Following from (ii): Suppose Tom and Sara each specializes in producing only the good in which she/he has a lower opportunity cost. Also suppose Tom and Sara exchange 5 peppers for 15 tomatoes with each other (you have to determine who sells peppers and who sells tomatoes). Calculate the new consumption bundles of Tom and Sara and plot them on your graphs in (i) (3 marks).

**Ans: Tom consumes (15T, 35P), while Sara consumes (25T, 5P).**

- (iv) Following from (iii): Show that given Tom's and Sara's consumption quantities of tomatoes, they could not have produced/consumed the corresponding quantities of peppers you have found in (iii) in the absence of trade (4 marks).

**Ans: Tom gains because if he were to produce 15T himself (5.625 days out of 30), his remaining time (24.375 days) can only be used to produce 32.5P. Now he enjoys 35P.**

**As for Sara, if she were to produce 25T (takes her 18.75 days), her remaining time (11.25 days) can only be used to produce 3 P. Now she has 5P, therefore she also gains.**

**Give full marks if they show a graph with a consumption frontier that is beyond the PPF.**

The End